



# ES5500

the most advanced office  
desktop pressure sealer



no envelope needed  
seals single-sheet self mailers

a **greener way to mail**®

**Double Feed Detection To Stop Misfeeds**

**Exclusive Angled Seal Technology**

**LCD Touchpad Controls With Counter**

**Deep 150 Sheet Feed Table**

**Processes More Than 5,000 Forms Per Hour**

**Perfect for Processing:**

Paychecks & A/P Checks  
Invoices and Statements

Tax Forms

Utility Bills

Expiration & Renewal Notices

Promotional Coupons


Event Invitations

Sale Notifications

Medical Results

Grade Reports

ID cards






# ES5500



## DEEP 150 SHEET FEED TABLE

The ES5500 feed table holds up to 150 sheets of pressure seal forms at a time.




## DOUBLE FEED DETECTION

Advanced sensors detect double feeds and automatically stop the ES5500 to prevent jams.



## LCD TOUCH PAD CONTROL WITH COUNTER

The ES5500 is controlled by an easy to use touch pad with buttons for double feed detection, item and batch counter, and other controls.



## COMPACT & DYNAMIC DESIGN

Convenient compact design features a small foot print so that you can place the ES5500 pressure sealer on your office desk.

## specifications

<b>SPEED AND DUTY CYCLE</b>	5,000 Forms Per Hour; Up To 30,000 Forms Per Month. Average 1,300 Forms Per Day.
<b>INPUT TRAY</b>	Up to 150 28# Pressure Seal Forms
<b>COUNTER</b>	Item And Batch
<b>FOLD SETTING</b>	11" Z, V, C; 14" Z, EZ, V
<b>FORM SIZES</b>	Depth - Up to 14" / Width - Up to 9"
<b>NOISE LEVEL</b>	Less than 45 db
<b>WEIGHT</b>	54 Lbs.
<b>DIMENSIONS</b>	13 x 15 x 11 In. (W x L x H)

Note: All care has been taken in the preparation of the specifications and description. As they are subject to change, they should not be part of any contract.